

Official RESULTS NOVEMBER4, 2014 GENERAL ELECTION

Official RESULTS NOVEMBER4, 2014 GENERAL ELECTION										ACTIVE VOTERS		4285		TURN OUT% County Wide		TOTAL REGISTERED VOTERS ACTIVE AND INACTIVE 5109							
										# OF VOTED BALLOTS		3172		0.740257 %		# of voted ballots / reg voters = 62.08%							
active voters per precinct										413	319	420	345	492	346	303	303	347	160	267	267	303	4285
Damaged Ballots # 0 Spoiled Ballots # 136 Emergency Registrations # 0																							
United States Senator (Vote for One)		Party	PCT 1	PCT 2	PCT 3	PCT 4	PCT 5	PCT 6	PCT 7	PCT 8	PCT 9	PCT 10	PCT 11	PCT 12	PCT 13	Prov. Ballots	Total Votes						
Mark Udall		Democratic	40	44	55	44	51	48	23	41	39	16	27	31	28	0	487						
Cory Gardner		Republican	215	127	218	218	296	202	193	180	211	94	145	156	193	0	2448						
Gaylon Kent		Libertarian	7	7	4	5	10	4	4	4	5	1	3	3	6	0	63						
Raúl Acosta (Signed declaration to limit service to no more that 2 terms)		Unaffiliated	1	5	4	1	2	1	3	0	1	0	3	2	2	0	25						
Bill Hammons		Unity	2	1	2	1	0	0	2	1	1	0	0	2	1	0	13						
Steve Shogan		Unaffiliated	9	13	6	1	5	10	5	4	1	1	3	2	4	0	64						
Write-In Willoughby		Unaffiliated	0	0	0	0	0	0	0	0	0	0	0	0	0	0	0						
Write-In Kathleen Rosewater Cunningham		Republican	0	0	0	0	0	0	0	0	0	0	0	0	0	0	0						
																	0						
																	0						
																	0						
																	0						
Total Votes Cast			274	197	289	270	364	265	230	230	258	112	181	196	234	0	3100						
Over Votes			0	1	0	1	0	0	0	0	0	0	0	0	0		2						
Under Votes			11	8	5	4	10	8	1	1	6	5	5	1	5		70						
TOTAL # BALLOTS			285	206	294	275	374	273	231	231	264	117	186	197	239	0	3172						
Rep. 114th US Congress (Vote for One)			PCT 1	PCT 2	PCT 3	PCT 4	PCT 5	PCT 6	PCT 7	PCT 8	PCT 9	PCT 10	PCT 11	PCT 12	PCT 13	Prov. Ballots	Total Votes						
Vic Meyers		Democratic	35	39	45	32	36	44	22	33	29	13	16	22	27		393						
Ken Buck		Republican	216	136	212	220	300	199	180	182	204	92	146	158	194		2439						
Jess Loban		Libertarian	8	7	7	2	5	4	2	3	4	3	3	4	3		55						
Grant Doherty		Unaffiliated	6	11	10	8	10	9	6	5	9	1	8	5	5		93						
																	0						
Total Votes Cast			265	193	274	262	351	256	210	223	246	109	173	189	229	0	2980						
Over Votes			0	0	0	0	0	0	0	0	0	0	0	0	0		0						
Under Votes			20	13	20	13	23	17	21	8	18	8	13	8	10		192						
TOTAL # BALLOTS			285	206	294	275	374	273	231	231	264	117	186	197	239	0	3172						
Governor/Lieutenant Governor (Vote for One)			PCT 1	PCT 2	PCT 3	PCT 4	PCT 5	PCT 6	PCT 7	PCT 8	PCT 9	PCT 10	PCT 11	PCT 12	PCT 13	Prov. Ballots	Total Votes						
Bob Beauprez/Jill Repella		Republican	189	127	199	207	274	196	182	181	199	89	147	151	186		2327						
John Hickenlooper/Joe Garcia		Democratic	80	57	70	51	82	59	33	40	46	20	29	40	40		647						
Harry Hempy/Scott Olson		Green	2	3	3	0	1	0	0	2	0	0	1	0	3		15						
Matthew Hess/Brandon Youn		Libertarian	3	3	7	4	3	5	4	2	5	2	2	2	4		46						
Mike Dunafon/Robin J. Roberts		Unaffiliated	2	7	5	4	6	7	6	2	3	2	1	3	2		50						
Paul Noel Fiorion/Charles George Whitley		Unaffiliated	0	1	3	2	1	0	0	2	1	0	0	1	1		12						
Write-In Marcus Giavanni/Joshua Yballa		Unaf/Rep	0	0	0	0	0	0	0	0	0	0	0	0	0		0						
																	0						
Total Votes Cast			276	198	287	268	367	267	225	229	254	113	180	197	236	0	3097						
Over Votes			0	1	2	0	0	0	0	0	0	0	0	0	0		3						
Under Votes			9	7	5	7	7	6	6	2	10	4	6	0	3		72						
TOTAL # BALLOTS			285	206	294	275	374	273	231	231	264	117	186	197	239	0	3172						

Secretary of State (Vote for One)		PCT 1	PCT 2	PCT 3	PCT 4	PCT 5	PCT 6	PCT 7	PCT 8	PCT 9	PCT 10	PCT 11	PCT 12	PCT 13	Prov. Ballots	Total Votes
Joe Neguse	Democratic	57	48	60	34	48	58	26	46	48	21	24	32	39		541
Wayne W. Williams	Republican	195	114	181	204	278	173	177	166	185	77	131	143	184		2208
Amanda Campbell	American Const.	8	21	21	10	17	17	8	10	8	9	6	7	6		148
Dave Schambach	Libertarian	6	8	6	6	7	6	5	4	5	1	7	3	4		68
Total Votes Cast		266	191	268	254	350	254	216	226	246	108	168	185	233	0	2965
Over Votes		0	0	0	0	0	0	0	0	0	0	0	0	0		0
Under Votes		19	15	26	21	24	19	15	5	18	9	18	12	6		207
TOTAL # BALLOTS		285	206	294	275	374	273	231	231	264	117	186	197	239	0	3172
State Treasurer (Vote for One)		PCT 1	PCT 2	PCT 3	PCT 4	PCT 5	PCT 6	PCT 7	PCT 8	PCT 9	PCT 10	PCT 11	PCT 12	PCT 13	Prov. Ballots	Total Votes
Walker Stapleton	Republican	190	120	197	201	273	182	173	164	194	80	135	147	178		2234
Betsy Markey	Democratic	71	57	74	49	64	57	37	53	49	26	38	34	50		659
David Jurist	Libertarian	11	14	8	10	15	16	7	5	7	3	2	4	5		107
Total Votes Cast		272	191	279	260	352	255	217	222	250	109	175	185	233	0	3000
Over Votes		0	0	0	0	0	0	0	0	0	0	0	0	0		0
Under Votes		13	15	15	15	22	18	14	9	14	8	11	12	6		172
TOTAL # BALLOTS		285	206	294	275	374	273	231	231	264	117	186	197	239	0	3172
Attorney General (Vote for One)		PCT 1	PCT 2	PCT 3	PCT 4	PCT 5	PCT 6	PCT 7	PCT 8	PCT 9	PCT 10	PCT 11	PCT 12	PCT 13	Prov. Ballots	Total Votes
Don Quick	Democratic	41	43	47	31	43	33	21	38	34	14	21	23	26		415
Cynthia Coffman	Republican	212	132	210	216	290	208	179	177	196	87	142	157	196		2402
David K. Williams	Libertarian	9	14	15	10	17	12	13	7	12	5	8	7	8		137
Total Votes Cast		262	189	272	257	350	253	213	222	242	106	171	187	230	0	2954
Over Votes		0	0	0	0	0	0	1	0	0	0	0	0	0		1
Under Votes		23	17	22	18	24	20	17	9	22	11	15	10	9		217
TOTAL # BALLOTS		285	206	294	275	374	273	231	231	264	117	186	197	239	0	3172
State Senate - District 1 (Vote for One)		PCT 1	PCT 2	PCT 3	PCT 4	PCT 5	PCT 6	PCT 7	PCT 8	PCT 9	PCT 10	PCT 11	PCT 12	PCT 13	Prov. Ballots	Total Votes
Jerry Sonnenbert	Republican	222	148	212	226	302	202	183	186	211	92	148	175	198		2505
Doug Aden	American Const.	23	28	39	16	33	39	25	25	21	12	16	10	17		304
Total Votes Cast		245	176	251	242	335	241	208	211	232	104	164	185	215	0	2809
Over Votes		0	0	0	0	0	0	0	0	0	0	0	0	0		0
Under Votes		40	30	43	33	39	32	23	20	32	13	22	12	24		363
TOTAL # BALLOTS		285	206	294	275	374	273	231	231	264	117	186	197	239	0	3172

State Rep. - District 65 (Vote for One)		PCT 1	PCT 2	PCT 3	PCT 4	PCT 5	PCT 6	PCT 7	PCT 8	PCT 9	PCT 10	PCT 11	PCT 12	PCT 13	Prov. Ballots	Total Votes
Jon Becker	Republican	214	147	222	216	299	213	176	186	196	98	146	159	198		2470
Total Votes Cast		214	147	222	216	299	213	176	186	196	98	146	159	198	0	2470
Over Votes		0	0	0	0	0	0	0	0	0	0	0	0	0		0
Under Votes		71	59	72	59	75	60	55	45	68	19	40	38	41		702
TOTAL # BALLOTS		285	206	294	275	374	273	231	231	264	117	186	197	239	0	3172
County Commissioner - District 2 (Vote for One)		PCT 1	PCT 2	PCT 3	PCT 4	PCT 5	PCT 6	PCT 7	PCT 8	PCT 9	PCT 10	PCT 11	PCT 12	PCT 13	Prov. Ballots	Total Votes
Cory Wall	Republican	245	165	247	232	317	226	176	192	215	95	159	160	201		2630
Total Votes Cast		245	165	247	232	317	226	176	192	215	95	159	160	201	0	2630
Over Votes		0	0	0	0	0	0	0	0	0	0	0	0	0		0
Under Votes		40	41	47	43	57	47	55	39	49	22	27	37	38		542
TOTAL # BALLOTS		285	206	294	275	374	273	231	231	264	117	186	197	239	0	3172
County Clerk and Recorder (Vote for One)		PCT 1	PCT 2	PCT 3	PCT 4	PCT 5	PCT 6	PCT 7	PCT 8	PCT 9	PCT 10	PCT 11	PCT 12	PCT 13	Prov. Ballots	Total Votes
Susan Corliss	Republican	232	161	236	223	308	217	178	175	208	92	149	162	202		2543
Total Votes Cast		232	161	236	223	308	217	178	175	208	92	149	162	202	0	2543
Over Votes		0	0	0	0	0	0	0	0	0	0	0	0	0		0
Under Votes		53	45	58	52	66	56	53	56	56	25	37	35	37		629
TOTAL # BALLOTS		285	206	294	275	374	273	231	231	264	117	186	197	239	0	3172
County Treasurer (Vote for One)		PCT 1	PCT 2	PCT 3	PCT 4	PCT 5	PCT 6	PCT 7	PCT 8	PCT 9	PCT 10	PCT 11	PCT 12	PCT 13	Prov. Ballots	Total Votes
Pam Mills	Republican	227	166	243	226	317	227	190	188	225	98	159	163	201		2630
Total Votes Cast		227	166	243	226	317	227	190	188	225	98	159	163	201	0	2630
Over Votes		0	0	0	0	0	0	0	0	0	0	0	0	0		0
Under Votes		58	40	51	49	57	46	41	43	39	19	27	34	38		542
TOTAL # BALLOTS		285	206	294	275	374	273	231	231	264	117	186	197	239	0	3172
County Assessor (Vote for One)		PCT 1	PCT 2	PCT 3	PCT 4	PCT 5	PCT 6	PCT 7	PCT 8	PCT 9	PCT 10	PCT 11	PCT 12	PCT 13	Prov. Ballots	Total Votes
Abbey Mullis	Democratic	210	156	210	187	278	198	159	161	179	82	113	127	148		2208
Total Votes Cast		210	156	210	187	278	198	159	161	179	82	113	127	148	0	2208
Over Votes		0	0	0	0	0	0	0	0	0	0	0	0	0		0
Under Votes		75	50	84	88	96	75	72	70	85	35	73	70	91		964
TOTAL # BALLOTS		285	206	294	275	374	273	231	231	264	117	186	197	239	0	3172

County Sheriff (Vote for One)		PCT 1	PCT 2	PCT 3	PCT 4	PCT 5	PCT 6	PCT 7	PCT 8	PCT 9	PCT 10	PCT 11	PCT 12	PCT 13	Prov. Ballots	Total Votes
Tom Ridnour	Republican	223	165	231	209	301	209	164	172	199	89	137	153	187		2439
Total Votes Cast		223	165	231	209	301	209	164	172	199	89	137	153	187	0	2439
Over Votes		0	0	0	0	0	0	0	0	0	0	0	0	0		0
Under Votes		62	41	63	66	73	64	67	59	65	28	49	44	52		733
TOTAL # BALLOTS		285	206	294	275	374	273	231	231	264	117	186	197	239	0	3172
County Surveyor		PCT 1	PCT 2	PCT 3	PCT 4	PCT 5	PCT 6	PCT 7	PCT 8	PCT 9	PCT 10	PCT 11	PCT 12	PCT 13	Prov. Ballots	Total Votes
There are no candidates for this office	Democratic															0
Over Votes																0
Under Votes																0
TOTAL # BALLOTS		0	0	0	0	0	0	0	0	0	0	0	0	0	0	0
County Coroner (Vote for One)		PCT 1	PCT 2	PCT 3	PCT 4	PCT 5	PCT 6	PCT 7	PCT 8	PCT 9	PCT 10	PCT 11	PCT 12	PCT 13	Prov. Ballots	Total Votes
Randy B. Gorton	Republican	242	171	236	235	309	224	187	177	212	98	153	163	192		2599
Total Votes Cast		242	171	236	235	309	224	187	177	212	98	153	163	192	0	2599
Over Votes		0	0	0	0	0	0	0	0	0	0	0	0	0		0
Under Votes		43	35	58	40	65	49	44	54	52	19	33	34	47		573
TOTAL # BALLOTS		285	206	294	275	374	273	231	231	264	117	186	197	239	0	3172
JUSTICE OF THE COLORADO SUPREME COURT (Vote Yes or No)		PCT 1	PCT 2	PCT 3	PCT 4	PCT 5	PCT 6	PCT 7	PCT 8	PCT 9	PCT 10	PCT 11	PCT 12	PCT 13	Prov. Ballots	Total Votes
Shall Justice Brian D. Boatright of the Colorado Supreme Court be retained in office?	YES	114	111	150	111	174	107	103	100	119	52	79	86	104		1410
	NO	95	61	70	91	108	97	74	63	79	23	66	70	75		972
Total Votes Cast		209	172	220	202	282	204	177	163	198	75	145	156	179	0	2382
Over Votes		0	0	0	0	0	0	0	0	0	0	0	0	0		0
Under Votes		76	34	74	73	92	69	54	68	66	42	41	41	60		790
TOTAL # BALLOTS		285	206	294	275	374	273	231	231	264	117	186	197	239	0	3172
JUSTICE OF THE COLORADO SUPREME COURT (Vote Yes or No)		PCT 1	PCT 2	PCT 3	PCT 4	PCT 5	PCT 6	PCT 7	PCT 8	PCT 9	PCT 10	PCT 11	PCT 12	PCT 13	Prov. Ballots	Total Votes
Shall Justice Monica M. Marquez of the Colorado Supreme Court be retained in office?	YES	112	109	146	101	161	95	97	96	120	52	74	78	93		1334
	NO	98	62	74	100	122	110	82	68	73	23	70	76	89		1047
Total Votes Cast		210	171	220	201	283	205	179	164	193	75	144	154	182	0	2381
Over Votes		0	0	0	0	1	0	0	0	0	0	0	0	0		1
Under Votes		75	35	74	74	90	68	52	67	71	42	42	43	57		790
TOTAL # BALLOTS		285	206	294	275	374	273	231	231	264	117	186	197	239	0	3172
COURT OF APPEALS (Vote Yes or No)		PCT 1	PCT 2	PCT 3	PCT 4	PCT 5	PCT 6	PCT 7	PCT 8	PCT 9	PCT 10	PCT 11	PCT 12	PCT 13	Prov. Ballots	Total Votes
Shall Judge Terry Fox of the Colorado Court of Appeals be retained in office?	YES	110	111	155	107	157	104	101	95	109	49	76	85	92		1351
	NO	91	59	65	88	120	91	76	64	80	23	64	68	80		969
Total Votes Cast		201	170	220	195	277	195	177	159	189	72	140	153	172	0	2320
Over Votes		0	0	0	0	0	0	0	0	1	0	0	0	0		1
Under Votes		84	36	74	80	97	78	54	72	74	45	46	44	67		851
TOTAL # BALLOTS		285	206	294	275	374	273	231	231	264	117	186	197	239	0	3172

COURT OF APPEALS (Vote Yes or No)		PCT 1	PCT 2	PCT 3	PCT 4	PCT 5	PCT 6	PCT 7	PCT 8	PCT 9	PCT 10	PCT 11	PCT 12	PCT 13	Prov. Ballots	Total Votes
Shall Judge Alan M. Loeb of the Colorado Court of Appeals be retained in office?	YES	117	112	146	109	167	108	96	95	110	47	74	78	95		1354
	NO	83	56	71	88	108	86	78	64	77	24	61	71	76		943
Total Votes Cast		200	168	217	197	275	194	174	159	187	71	135	149	171	0	2297
Over Votes		0	0	1	0	0	0	0	0	0	0	0	0	0		1
Under Votes		85	38	76	78	99	79	57	72	77	46	51	48	68		874
TOTAL # BALLOTS		285	206	294	275	374	273	231	231	264	117	186	197	239	0	3172
DISTRICT JUDGE - 13TH JUDICIAL DISTRICT (Vote Yes or No)		PCT 1	PCT 2	PCT 3	PCT 4	PCT 5	PCT 6	PCT 7	PCT 8	PCT 9	PCT 10	PCT 11	PCT 12	PCT 13	Prov. Ballots	Total Votes
Shall Judge Kevin L. Hoyer of the 13th Judicial District be retained in office?	YES	121	119	163	119	182	119	104	102	121	57	81	96	105		1489
	NO	81	53	61	74	100	79	69	60	70	18	55	54	72		846
Total Votes Cast		202	172	224	193	282	198	173	162	191	75	136	150	177	0	2335
Over Votes		0	0	0	0	0	0	0	0	0	0	0	0	0		0
Under Votes		83	34	70	82	92	75	58	69	73	42	50	47	62		837
TOTAL # BALLOTS		285	206	294	275	374	273	231	231	264	117	186	197	239	0	3172
DISTRICT JUDGE - 13TH JUDICIAL DISTRICT (Vote Yes or No)		PCT 1	PCT 2	PCT 3	PCT 4	PCT 5	PCT 6	PCT 7	PCT 8	PCT 9	PCT 10	PCT 11	PCT 12	PCT 13	Prov. Ballots	Total Votes
Shall Judge Douglas R. Vannoy of the 13th Judicial District be retained in office?	YES	118	120	166	120	182	122	95	101	126	50	80	83	105		1468
	NO	88	52	58	78	99	79	78	64	67	25	53	68	70		879
Total Votes Cast		206	172	224	198	281	201	173	165	193	75	133	151	175	0	2347
Over Votes		1	0	0	0	1	0	0	0	0	0	0	0	0		2
Under Votes		78	34	70	77	92	72	58	66	71	42	53	46	64		823
TOTAL # BALLOTS		285	206	294	275	374	273	231	231	264	117	186	197	239	0	3172
COUNTY JUDGE - KIT CARSON COUNTY		PCT 1	PCT 2	PCT 3	PCT 4	PCT 5	PCT 6	PCT 7	PCT 8	PCT 9	PCT 10	PCT 11	PCT 12	PCT 13	Prov. Ballots	Total Votes
Shall Judge Michael K. Grinnan of the Kit Carson County Court be retained in office?	YES	209	159	210	191	275	186	151	147	179	70	117	129	136		2159
	NO	54	40	57	51	66	63	53	46	56	18	44	43	61		652
Total Votes Cast		263	199	267	242	341	249	204	193	235	88	161	172	197	0	2811
Over Votes		0	0	0	0	0	0	0	0	0	0	0	0	0		0
Under Votes		22	7	27	33	33	24	27	38	29	29	25	25	42		361
TOTAL # BALLOTS		285	206	294	275	374	273	231	231	264	117	186	197	239	0	3172

AMENDMENTS/PROPOSITIONS/QUESTIONS		PCT 1	PCT 2	PCT 3	PCT 4	PCT 5	PCT 6	PCT 7	PCT 8	PCT 9	PCT 10	PCT 11	PCT 12	PCT 13	Prov. Ballots	Total Votes
Amendment #67 (CONSTITUTIONAL)	YES	126	96	127	112	187	107	112	122	132	58	82	94	128		1483
Shall there be an amendment to the Colorado constitution protecting pregnant women and unborn children by defining "person" and "child" in the Colorado criminal code and the Colorado wrongful death act to include unborn human beings?	NO	145	100	145	139	167	154	102	99	117	51	88	93	98		1498
Total Votes Cast		271	196	272	251	354	261	214	221	249	109	170	187	226	0	2981
Over Votes		0	0	0	0	0	0	0	0	0	0	0	0	0		0
Under Votes		14	10	22	24	20	12	17	10	15	8	16	10	13		191
TOTAL # BALLOTS		285	206	294	275	374	273	231	231	264	117	186	197	239	0	3172
		PCT 1	PCT 2	PCT 3	PCT 4	PCT 5	PCT 6	PCT 7	PCT 8	PCT 9	PCT 10	PCT 11	PCT 12	PCT 13	Prov. Ballots	Total Votes
Amendment #68 (CONSTITUTIONAL)	YES	108	67	88	100	130	87	58	64	90	20	48	46	58		964
SHALL STATE TAXES BE INCREASED \$114,500,000 ANNUALLY IN THE FIRST FULL FISCAL YEAR, AND BY SUCH AMOUNTS THAT ARE RAISED THEREAFTER, BY IMPOSING A NEW TAX ON AUTHORIZED HORSE RACETRACKS' ADJUSTED GROSS PROCEEDS FROM LIMITED GAMING TO INCREASE STATEWIDE FUNDING FOR K-12 EDUCATION, AND, IN CONNECTION THEREWITH, AMENDING THE COLORADO CONSTITUTION TO PERMIT LIMITED GAMING IN ADDITION TO PRE-EXISTING PARI-MUTUEL WAGERING AT ONE QUALIFIED HORSE RACETRACK IN EACH OF THE COUNTIES OF ARAPAHOE, MESA, AND PUEBLO; AUTHORIZING HOST COMMUNITIES TO IMPOSE IMPACT FEES ON HORSE RACETRACKS AUTHORIZED TO CONDUCT LIMITED GAMING; ALLOWING ALL RESULTING REVENUE TO BE COLLECTED AND SPENT NOTWITHSTANDING ANY LIMITATIONS PROVIDED BY LAW; AND ALLOCATING THE RESULTING TAX REVENUES TO A FUND TO BE DISTRIBUTED TO SCHOOL DISTRICTS AND THE CHARTER SCHOOL INSTITUTE FOR K-12 EDUCATION?	NO	173	133	199	165	239	182	168	166	168	92	132	148	179		2144
Total Votes Cast		281	200	287	265	369	269	226	230	258	112	180	194	237	0	3108
Over Votes		0	0	0	1	0	0	0	0	0	0	1	0	0		2
Under Votes		4	6	7	9	5	4	5	1	6	5	5	3	2		62
TOTAL # BALLOTS		285	206	294	275	374	273	231	231	264	117	186	197	239	0	3172
		PCT 1	PCT 2	PCT 3	PCT 4	PCT 5	PCT 6	PCT 7	PCT 8	PCT 9	PCT 10	PCT 11	PCT 12	PCT 13	Prov. Ballots	Total Votes
Proposition 104 (STATUTORY)	YES	172	126	174	150	237	147	133	141	136	58	97	106	143		1820
Shall there be a change to the Colorado Revised Statutes requiring any meeting of a board of education, or any meeting between any representative of a school district and any representative of employees, at which a collective bargaining agreement is discussed to open to the public?	NO	97	69	104	107	117	113	89	81	116	52	74	79	85		1183
Total Votes Cast		269	195	278	257	354	260	222	222	252	110	171	185	228	0	3003
Over Votes		0	0	0	0	0	0	0	0	0	0	0	0	0		0
Under Votes		16	11	16	18	20	13	9	9	12	7	15	12	11		169
TOTAL # BALLOTS		285	206	294	275	374	273	231	231	264	117	186	197	239	0	3172

		PCT 1	PCT 2	PCT 3	PCT 4	PCT 5	PCT 6	PCT 7	PCT 8	PCT 9	PCT 10	PCT 11	PCT 12	PCT 13	Prov. Ballots	Total Votes
Proposition 105 (STATUTORY)	YES	29	29	38	16	41	49	14	26	20	6	11	15	22		316
Shall there be a change to the Colorado Revised Statutes concerning labeling of genetically modified food; and, in connection therewith, requiring food that has been genetically modified or treated with genetically modified material to be labeled, "Produced With Genetic Engineering" starting on July 1, 2016; exempting some foods including but not limited to food from animals that are not genetically modified but have been fed or injected with genetically modified food or drugs, certain food that is not packaged for retail sale and is intended for immediate human consumption, alcoholic beverages, food for animals, and medically prescribed food; requiring the Colorado department of public health and environment to regulate the labeling of genetically modified food; and specifying that no private right of action is created for failure to conform to the labeling requirements?	NO	249	173	249	256	330	218	213	203	240	107	170	178	216		2802
Total Votes Cast		278	202	287	272	371	267	227	229	260	113	181	193	238	0	3118
Over Votes		0	0	0	1	0	0	0	0	0	0	0	0	0		1
Under Votes		7	4	7	2	3	6	4	2	4	4	5	4	1		53
TOTAL # BALLOTS		285	206	294	275	374	273	231	231	264	117	186	197	239	0	3172
LIBERTY SCHOOL DISTRICT DISTRICT NO J4		PCT 1	PCT 2	PCT 3	PCT 4	PCT 5	PCT 6	PCT 7	PCT 8	PCT 9	PCT 10	PCT 11	PCT 12	PCT 13	Prov. Ballots	Total Votes
BALLOT ISSUE NO. 3C-TAX INCREASE FOR GENERAL FUND PURPOSES	YES								6		11					17
SHALL LIBERTY SCHOOL DISTRICT TAXES BE INCREASED \$265,000 FOR COLLECTION IN THE 2015 CALENDAR YEAR, AND BY SUCH AMOUNTS AS MAY BE COLLECTED ANNUALLY THEREAFTER, BY THE IMPOSITION OF A MILL LEVY, WHICH, TOGETHER WITH THE REVENUES PRODUCED BY PREVIOUS VOTER AUTHORIZED TAX INCREASES OF THE DISTRICT UNDER SECTION 22-54-108, C.R.S., AS AMENDED, GENERATES REVENUE LIMITED TO NOT MORE THAN TWENTY-FIVE PERCENT OF THE DISTRICT'S TOTAL PROGRAM FUNDING (AS SUCH TERM IS DEFINED IN STATE LAW OR ANY SIMILAR TERMS PROVIDED IN ANY SUCCESSOR PROVISION OF STATE LAW) TO BE USED FOR GENERAL FUND PURPOSES, WHICH MAY INCLUDE BUT ARE NOT LIMITED TO:	NO								6		6					12
• ATTRACTING AND RETAINING QUALITY EDUCATIONAL STAFF; • PROVIDING FUNDING FOR DISTRICT PROGRAMS; AND SHALL SUCH INCREASE BE AN ADDITIONAL PROPERTY TAX MILL LEVY IN EXCESS OF THE LEVIES THE DISTRICT IS OTHERWISE AUTHORIZED BY LAW TO IMPOSE; AND SHALL THE DISTRICT BE AUTHORIZED TO COLLECT, RETAIN AND SPEND ALL REVENUES FROM SUCH TAXES AND THE EARNINGS FROM THE INVESTMENT OF SUCH REVENUES AS A VOTER APPROVED REVENUE CHANGE AND AN EXCEPTION TO THE LIMITS WHICH WOULD OTHERWISE APPLY UNDER ARTICLE X, SECTION 20 OF THE COLORADO CONSTITUTION?																
Total Votes Cast									12		17				0	29
Over Votes									0		0					0
Under Votes									0		1					1
TOTAL # BALLOTS		0	0	0	0	0	0	0	12	0	18	0	0	0	0	30




BURLINGTON PUBLIC SCHOOL DISTRICT NO. RE-6J																
		PCT 1	PCT 2	PCT 3	PCT 4	PCT 5	PCT 6	PCT 7	PCT 8	PCT 9	PCT 10	PCT 11	PCT 12	PCT 13	Prov. Ballots	Total Votes
REFERRED ISSUE #3E - ADDITIONAL MILL LEVY	YES	166	124	174	154	220	160	10								1008
SHALL BURLINGTON SCHOOL DISTRICT PROPERTY TAXES BE INCREASED BY \$270,068 (IN THE FIRST FULL FISCAL YEAR) ANNUALLY, SUCH MILL LEVY TO BE IMPOSED FOR A LIMITED SIX YEAR PERIOD AND THEREAFTER BY WHATEVER AMOUNTS ARE RAISED ANNUALLY, WHILE SIMULTANEOUSLY REDUCING TAXES BY ENDING THE 1998 VOTER-APPROVED MILL LEVY RESULTING IN A NET TAX REDUCTION OF \$270,136, THROUGH AN ADDITIONAL PROPERTY TAX LEVY AT A RATE OF 3.515 MILLS BEGINNING IN TAX COLLECTION YEAR 2015 AND CONTINUING FOR SIX YEARS, ENDING IN TAX COLLECTION YEAR 2020, FOR THE PURPOSE OF:	NO	112	76	116	105	147	107	8								671
<div><div><div><div><div></div><div>•</div><div>IMPROVING SCHOOL SAFETY AND SECURITY,</div></div><div><div></div><div>•</div><div>REPAIRING EXISTING FACILITIES TO EXTEND THEIR USEFUL LIFE,</div></div><div><div></div><div>•</div><div>REPLACING STUDENT TRANSPORTATION VEHICLES, AND</div></div><div><div></div><div>•</div><div>PROVIDING RELIEF FROM STATE AND FEDERAL REGULATIONS THAT HAVE LIMITED LOCAL CONTROL,</div></div></div><div>WHICH TAXES SHALL BE DEPOSITED IN THE GENERAL FUND OF THE DISTRICT, AND SHALL CONSTITUTE A VOTER-APPROVED REVENUE CHANGE THAT MAY BE COLLECTED AND SPENT WITHOUT FURTHER VOTER APPROVAL, NOTWITHSTANDING THE LIMITATIONS OF ARTICLE X, SECTION 20 OF THE COLORADO CONSTITUTION OR ANY OTHER LAW?</div></div></div>																
Total Votes Cast		278	200	290	259	367	267	18	0	0	0	0	0	0	0	1679
Over Votes		0	0	0	1	0	0	0								1
Under Votes		7	6	4	4	7	6	1								35
TOTAL # BALLOTS		285	206	294	264	374	273	19	0	0	0	0	0	0	0	1715

ARRIBA-FLAGLER CONSOLIDATED SCHOOL DIST NO. 20																
BALLOT ISSUE #3F		PCT 1	PCT 2	PCT 3	PCT 4	PCT 5	PCT 6	PCT 7	PCT 8	PCT 9	PCT 10	PCT 11	PCT 12	PCT 13	Prov. Ballots	Total Votes
MATCHING MONEY GENERAL OBLIGATION BALLOT ISSUE	YES											1	137	169		307
SHALL ARRIBA-FLAGLER CONSOLIDATED SCHOOL DISTRICT NO. 20 DEBT BE INCREASED UP TO \$340,000, WITH A REPAYMENT COST OF UP TO \$382,000 AND SHALL DISTRICT TAXES BE INCREASED BY UP TO \$176,500 ANNUALLY TO PROVIDE LOCAL MATCHING MONEY REQUIRED FOR THE DISTRICT TO RECEIVE \$348,944 IN STATE FINANCIAL ASSISTANCE AWARDED TO THE DISTRICT UNDER THE "BEST" PROGRAM TO FINANCE THE COSTS OF: • REPAIRING/REPLACING THE LEAKING ROOF ON THE DISTRICT'S INSTRUCTIONAL FACILITY; AND TO THE EXTENT THAT MONEYS ARE AVAILABLE, TO ACQUIRE, CONSTRUCT AND IMPROVE DISTRICT CAPITAL ASSETS; WHICH DEBT SHALL CONSIST OF GENERAL OBLIGATION BONDS, NOTES OR A LOAN WHICH SHALL BEAR INTEREST, MATURE, BE SUBJECT TO REDEMPTION (WITH OR WITHOUT PREMIUM), AND BE ISSUED AT SUCH TIME, AT SUCH PRICES (AT, ABOVE OR BELOW PAR) AND IN SUCH MANNER AND CONTAINING SUCH TERMS, NOT INCONSISTENT HEREWITH, AS THE BOARD OF EDUCATION MAY DETERMINE; SHALL AD VALOREM PROPERTY TAXES BE LEVIED IN ANY YEAR, WITHOUT LIMITATION AS TO THE MILL RATE TO PRODUCE AN AMOUNT SUFFICIENT IN EACH YEAR TO PAY THE PRINCIPAL OF AND INTEREST ON SUCH DEBT AND TO FUND ANY RESERVES FOR THE PAYMENT THEREOF AND SHALL SUCH STATE FINANCIAL ASSISTANCE, WHICH WOULD NOT BE REQUIRED TO BE REPAID, CONSTITUTE A VOTER-APPROVED REVENUE CHANGE?	NO											1	54	65		120
Total Votes Cast		0	0	0	0	0	0	0	0	0	0	2	191	234	0	427
Over Votes												0	0	0		0
Under Votes												0	6	3		9
TOTAL # BALLOTS		0	0	0	0	0	0	0	0	0	0	2	197	237	0	436

10.7.2 Official Abstract and Reporting to the Secretary of State	
(a) The total number of active registered electors on election day	4285
(b) The total number of registered electors (Active & Inactive) on election day	5109
(c) The statement of votes counted by race and ballot question or issue	3172
(d) The total number of ballots cast in the election	3189
(e) The number of mail ballots counted and the number rejected	3086 -17
(f) The number of in-person ballots counted	86
(g) The number of provisional ballots counted and the number rejected listed by each rejection code	0
(h) The number of damaged and spoiled ballots	138
10.7.3 State portion of the abstract transmit to the Secretary of State	
(a) The total number of active registered electors on election day	4285
(b) The total number of registered electors (Active & Inactive) on election day	5109
(c) The statement of votes counted by race and ballot question or issue	3172
(d) The total number of ballots cast in the election	3189
(e) The Canvass ENR upload required under Rule 11.10.4	

2 USPC
1 HOM
135 MAIL
138

Tami Vaughn	Canvass Board
Sue Hitchcock	Canvass Board
Carol Bell	Canvass Board
Marion Lambert	Canvass Board
	Canvass Board


 Deputy County Clerk

 Clerk

 County Clerk